

- 23.21 would show many electric field lines at the same point. Is it really true that “no two field lines can cross”? Are the diagrams drawn correctly? Explain your answers.
18. A free electron and a free proton are released in identical electric fields. Compare the electric forces on the two particles. Compare their accelerations.
19. Explain what happens to the magnitude of the electric field created by a point charge as r approaches zero.
20. An object with negative charge is placed in a region of space where the electric field is directed vertically upward. What is the direction of the electric force exerted on this charge?
21. A charge $4q$ is at a distance r from a charge $-q$. Compare the number of electric field lines leaving the charge $4q$ with the number entering the charge $-q$. Where do the extra lines beginning on $4q$ end?
22. Consider two equal point charges separated by some distance d . At what point (other than ∞) would a third test charge experience no net force?
23. Explain the differences between linear, surface, and volume charge densities, and give examples of when each would be used.
24. If the electron in Figure 23.26 is projected into the electric field with an arbitrary velocity \mathbf{v}_i (at an arbitrary angle to \mathbf{E}), will its trajectory still be parabolic? Explain.
25. Would life be different if the electron were positively charged and the proton were negatively charged? Does the choice of signs have any bearing on physical and chemical interactions? Explain.
26. Why should a ground wire be connected to the metal support rod for a television antenna?
27. Suppose someone proposes the idea that people are bound to the Earth by electric forces rather than by gravity. How could you prove this idea is wrong?
28. Consider two electric dipoles in empty space. Each dipole has zero net charge. Does an electric force exist between the dipoles—that is, can two objects with zero net charge exert electric forces on each other? If so, is the force one of attraction or of repulsion?

PROBLEMS

1, 2, 3 = straightforward, intermediate, challenging □ = full solution available in the *Student Solutions Manual and Study Guide*



= coached solution with hints available at <http://www.pse6.com>



= computer useful in solving problem

□ = paired numerical and symbolic problems

Section 23.1 Properties of Electric Charges

- (a) Find to three significant digits the charge and the mass of an ionized hydrogen atom, represented as H^+ . *Suggestion:* Begin by looking up the mass of a neutral atom on the periodic table of the elements. (b) Find the charge and the mass of Na^+ , a singly ionized sodium atom. (c) Find the charge and the average mass of a chloride ion Cl^- that joins with the Na^+ to make one molecule of table salt. (d) Find the charge and the mass of $\text{Ca}^{++} = \text{Ca}^{2+}$, a doubly ionized calcium atom. (e) You can model the center of an ammonia molecule as an N^{3-} ion. Find its charge and mass. (f) The plasma in a hot star contains quadruply ionized nitrogen atoms, N^{4+} . Find their charge and mass. (g) Find the charge and the mass of the nucleus of a nitrogen atom. (h) Find the charge and the mass of the molecular ion H_2O^- .
- (a) Calculate the number of electrons in a small, electrically neutral silver pin that has a mass of 10.0 g. Silver has 47 electrons per atom, and its molar mass is 107.87 g/mol. (b) Electrons are added to the pin until the net negative charge is 1.00 mC. How many electrons are added for every 10^9 electrons already present?

Section 23.2 Charging Objects by Induction

Section 23.3 Coulomb's Law

- The Nobel laureate Richard Feynman once said that if two persons stood at arm's length from each other and each person had 1% more electrons than protons, the force of repulsion between them would be enough to lift a “weight” equal to that of the entire Earth. Carry out an order-of-magnitude calculation to substantiate this assertion.
- Two protons in an atomic nucleus are typically separated by a distance of 2×10^{-15} m. The electric repulsion force between the protons is huge, but the attractive nuclear force is even stronger and keeps the nucleus from bursting apart. What is the magnitude of the electric force between two protons separated by 2.00×10^{-15} m?
- (a) Two protons in a molecule are separated by 3.80×10^{-10} m. Find the electric force exerted by one proton on the other. (b) How does the magnitude of this force compare to the magnitude of the gravitational force between the two protons? (c) **What If?** What must be the charge-to-mass ratio of a particle if the magnitude of the gravitational force between two of these particles equals the magnitude of electric force between them?
- Two small silver spheres, each with a mass of 10.0 g, are separated by 1.00 m. Calculate the fraction of the electrons in one sphere that must be transferred to the other in order to produce an attractive force of 1.00×10^4 N (about 1 ton) between the spheres. (The number of electrons per atom of silver is 47, and the number of atoms per gram is Avogadro's number divided by the molar mass of silver, 107.87 g/mol.)
- Three point charges are located at the corners of an equilateral triangle as shown in Figure P23.7. Calculate the resultant electric force on the 7.00- μC charge.

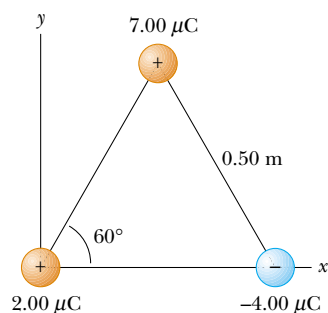


Figure P23.7 Problems 7 and 18.

8. Suppose that 1.00 g of hydrogen is separated into electrons and protons. Suppose also that the protons are placed at the Earth's north pole and the electrons are placed at the south pole. What is the resulting compressional force on the Earth?
9. Two identical conducting small spheres are placed with their centers 0.300 m apart. One is given a charge of 12.0 nC and the other a charge of -18.0 nC. (a) Find the electric force exerted by one sphere on the other. (b) **What If?** The spheres are connected by a conducting wire. Find the electric force between the two after they have come to equilibrium.
10. Two small beads having positive charges $3q$ and q are fixed at the opposite ends of a horizontal, insulating rod, extending from the origin to the point $x = d$. As shown in Figure P23.10, a third small charged bead is free to slide on the rod. At what position is the third bead in equilibrium? Can it be in stable equilibrium?

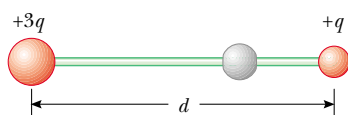


Figure P23.10

11. **Review problem.** In the Bohr theory of the hydrogen atom, an electron moves in a circular orbit about a proton, where the radius of the orbit is 0.529×10^{-10} m. (a) Find the electric force between the two. (b) If this force causes the centripetal acceleration of the electron, what is the speed of the electron?
12. **Review problem.** Two identical particles, each having charge $+q$, are fixed in space and separated by a distance d . A third point charge $-Q$ is free to move and lies initially at rest on the perpendicular bisector of the two fixed charges a distance x from the midpoint between the two fixed charges (Fig. P23.12). (a) Show that if x is small compared with d , the motion of $-Q$ will be simple harmonic along the perpendicular bisector. Determine the period of that motion. (b) How fast will the charge $-Q$ be moving when it is at the midpoint between the two fixed charges, if initially it is released at a distance $a \ll d$ from the midpoint?

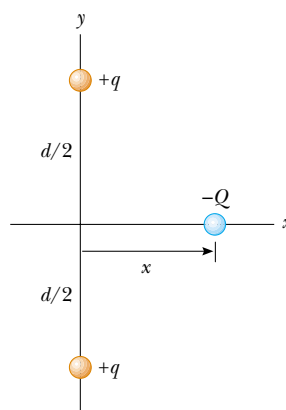


Figure P23.12

Section 23.4 The Electric Field

13. What are the magnitude and direction of the electric field that will balance the weight of (a) an electron and (b) a proton? (Use the data in Table 23.1.)
14. An object having a net charge of $24.0 \mu\text{C}$ is placed in a uniform electric field of 610 N/C directed vertically. What is the mass of this object if it "floats" in the field?
15. In Figure P23.15, determine the point (other than infinity) at which the electric field is zero.

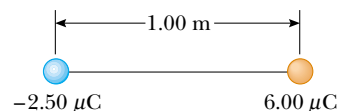


Figure P23.15

16. An airplane is flying through a thundercloud at a height of 2 000 m. (This is a very dangerous thing to do because of updrafts, turbulence, and the possibility of electric discharge.) If a charge concentration of $+40.0$ C is above the plane at a height of 3 000 m within the cloud and a charge concentration of -40.0 C is at height 1 000 m, what is the electric field at the aircraft?
17. Two point charges are located on the x axis. The first is a charge $+Q$ at $x = -a$. The second is an unknown charge located at $x = +3a$. The net electric field these charges produce at the origin has a magnitude of $2k_e Q/a^2$. What are the two possible values of the unknown charge?
18. Three charges are at the corners of an equilateral triangle as shown in Figure P23.7. (a) Calculate the electric field at the position of the $2.00\text{-}\mu\text{C}$ charge due to the $7.00\text{-}\mu\text{C}$ and $-4.00\text{-}\mu\text{C}$ charges. (b) Use your answer to part (a) to determine the force on the $2.00\text{-}\mu\text{C}$ charge.
19. Three point charges are arranged as shown in Figure P23.19. (a) Find the vector electric field that the 6.00-nC and -3.00-nC charges together create at the origin. (b) Find the vector force on the 5.00-nC charge.

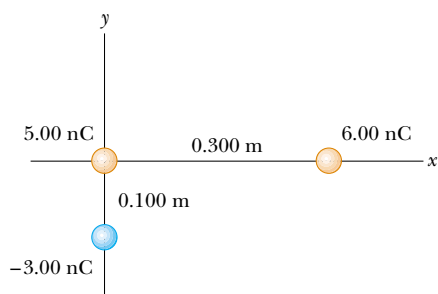


Figure P23.19

20. Two $2.00\text{-}\mu\text{C}$ point charges are located on the x axis. One is at $x = 1.00\text{ m}$, and the other is at $x = -1.00\text{ m}$. (a) Determine the electric field on the y axis at $y = 0.500\text{ m}$. (b) Calculate the electric force on a $-3.00\text{-}\mu\text{C}$ charge placed on the y axis at $y = 0.500\text{ m}$.
21. Four point charges are at the corners of a square of side a as shown in Figure P23.21. (a) Determine the magnitude and direction of the electric field at the location of charge q . (b) What is the resultant force on q ?

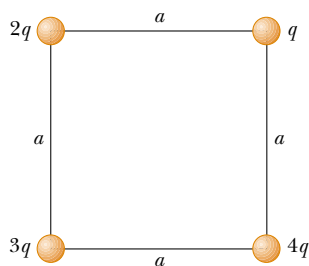


Figure P23.21

22. Consider the electric dipole shown in Figure P23.22. Show that the electric field at a distant point on the $+x$ axis is $E_x \approx 4k_e qa/x^3$.

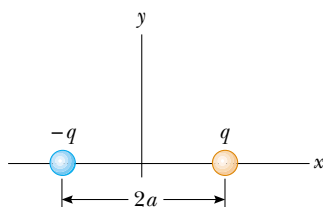


Figure P23.22

23. Consider n equal positive point charges each of magnitude Q/n placed symmetrically around a circle of radius R . (a) Calculate the magnitude of the electric field at a point a distance x on the line passing through the center of the circle and perpendicular to the plane of the circle. (b) Explain why this result is identical to that of the calculation done in Example 23.8.

24. Consider an infinite number of identical charges (each of charge q) placed along the x axis at distances $a, 2a, 3a, 4a, \dots$, from the origin. What is the electric field at the origin due to this distribution? *Suggestion:* Use the fact that

$$1 + \frac{1}{2^2} + \frac{1}{3^2} + \frac{1}{4^2} + \dots = \frac{\pi^2}{6}$$

Section 23.5 Electric Field of a Continuous Charge Distribution

25. A rod 14.0 cm long is uniformly charged and has a total charge of $-22.0\text{ }\mu\text{C}$. Determine the magnitude and direction of the electric field along the axis of the rod at a point 36.0 cm from its center.
26. A continuous line of charge lies along the x axis, extending from $x = +x_0$ to positive infinity. The line carries charge with a uniform linear charge density λ_0 . What are the magnitude and direction of the electric field at the origin?
27. A uniformly charged ring of radius 10.0 cm has a total charge of $75.0\text{ }\mu\text{C}$. Find the electric field on the axis of the ring at (a) 1.00 cm , (b) 5.00 cm , (c) 30.0 cm , and (d) 100 cm from the center of the ring.
28. A line of charge starts at $x = +x_0$ and extends to positive infinity. The linear charge density is $\lambda = \lambda_0 x_0/x$. Determine the electric field at the origin.
29. Show that the maximum magnitude E_{max} of the electric field along the axis of a uniformly charged ring occurs at $x = a/\sqrt{2}$ (see Fig. 23.18) and has the value $Q/(6\sqrt{3}\pi\epsilon_0 a^2)$.
30. A uniformly charged disk of radius 35.0 cm carries charge with a density of $7.90 \times 10^{-3}\text{ C/m}^2$. Calculate the electric field on the axis of the disk at (a) 5.00 cm , (b) 10.0 cm , (c) 50.0 cm , and (d) 200 cm from the center of the disk.
31. Example 23.9 derives the exact expression for the electric field at a point on the axis of a uniformly charged disk. Consider a disk, of radius $R = 3.00\text{ cm}$, having a uniformly distributed charge of $+5.20\text{ }\mu\text{C}$. (a) Using the result of Example 23.9, compute the electric field at a point on the axis and 3.00 mm from the center. **What If?** Compare this answer with the field computed from the near-field approximation $E = \sigma/2\epsilon_0$. (b) Using the result of Example 23.9, compute the electric field at a point on the axis and 30.0 cm from the center of the disk. **What If?** Compare this with the electric field obtained by treating the disk as a $+5.20\text{-}\mu\text{C}$ point charge at a distance of 30.0 cm .
32. The electric field along the axis of a uniformly charged disk of radius R and total charge Q was calculated in Example 23.9. Show that the electric field at distances x that are large compared with R approaches that of a point charge $Q = \sigma\pi R^2$. (*Suggestion:* First show that $x/(x^2 + R^2)^{1/2} = (1 + R^2/x^2)^{-1/2}$ and use the binomial expansion $(1 + \delta)^n \approx 1 + n\delta$ when $\delta \ll 1$.)
33. A uniformly charged insulating rod of length 14.0 cm is bent into the shape of a semicircle as shown in Figure P23.33. The rod has a total charge of $-7.50\text{ }\mu\text{C}$. Find the magnitude and direction of the electric field at O , the center of the semicircle.

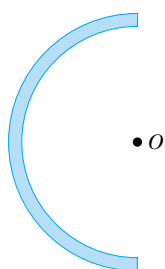


Figure P23.33

34. (a) Consider a uniformly charged thin-walled right circular cylindrical shell having total charge Q , radius R , and height h . Determine the electric field at a point a distance d from the right side of the cylinder as shown in Figure P23.34. (*Suggestion:* Use the result of Example 23.8 and treat the cylinder as a collection of ring charges.) (b) **What If?** Consider now a solid cylinder with the same dimensions and carrying the same charge, uniformly distributed through its volume. Use the result of Example 23.9 to find the field it creates at the same point.

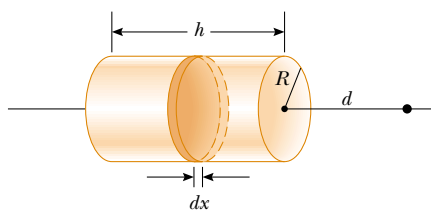


Figure P23.34

35. A thin rod of length ℓ and uniform charge per unit length λ lies along the x axis, as shown in Figure P23.35. (a) Show that the electric field at P , a distance y from the rod along its perpendicular bisector, has no x component and is given by $E = 2k_e\lambda \sin \theta_0/y$. (b) **What If?** Using your result to part (a), show that the field of a rod of infinite length is $E = 2k_e\lambda/y$. (*Suggestion:* First calculate the field at P due to an element of length dx , which has a charge λdx . Then change variables from x to θ , using the relationships $x = y \tan \theta$ and $dx = y \sec^2 \theta d\theta$, and integrate over θ .)

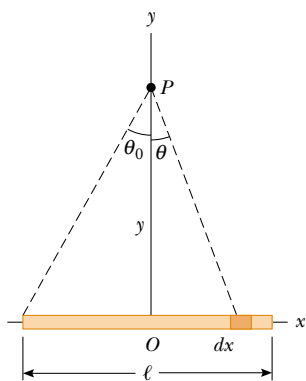


Figure P23.35

36. Three solid plastic cylinders all have radius 2.50 cm and length 6.00 cm. One (a) carries charge with uniform density 15.0 nC/m^2 everywhere on its surface. Another (b) carries charge with the same uniform density on its curved lateral surface only. The third (c) carries charge with uniform density 500 nC/m^3 throughout the plastic. Find the charge of each cylinder.
37. Eight solid plastic cubes, each 3.00 cm on each edge, are glued together to form each one of the objects (i, ii, iii, and iv) shown in Figure P23.37. (a) Assuming each object carries charge with uniform density 400 nC/m^3 throughout its volume, find the charge of each object. (b) Assuming each object carries charge with uniform density 15.0 nC/m^2 everywhere on its exposed surface, find the charge on each object. (c) Assuming charge is placed only on the edges where perpendicular surfaces meet, with uniform density 80.0 pC/m , find the charge of each object.

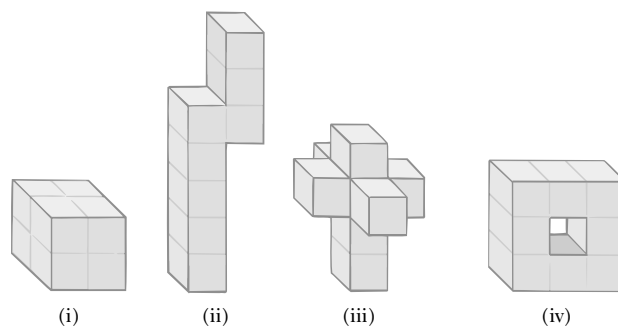


Figure P23.37

Section 23.6 Electric Field Lines

38. A positively charged disk has a uniform charge per unit area as described in Example 23.9. Sketch the electric field lines in a plane perpendicular to the plane of the disk passing through its center.
39. A negatively charged rod of finite length carries charge with a uniform charge per unit length. Sketch the electric field lines in a plane containing the rod.
40. Figure P23.40 shows the electric field lines for two point charges separated by a small distance. (a) Determine the ratio q_1/q_2 . (b) What are the signs of q_1 and q_2 ?

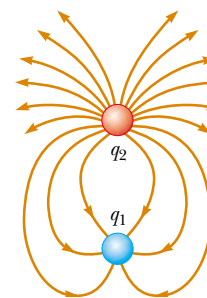


Figure P23.40

41. Three equal positive charges q are at the corners of an equilateral triangle of side a as shown in Figure P23.41. (a) Assume that the three charges together create an electric field. Sketch the field lines in the plane of the charges. Find the location of a point (other than ∞) where the electric field is zero. (b) What are the magnitude and direction of the electric field at P due to the two charges at the base?

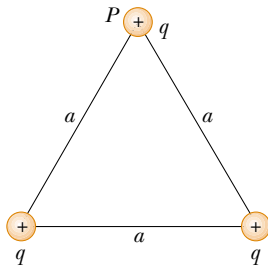


Figure P23.41

Section 23.7 Motion of Charged Particles in a Uniform Electric Field

42. An electron and a proton are each placed at rest in an electric field of 520 N/C . Calculate the speed of each particle 48.0 ns after being released.
43. A proton accelerates from rest in a uniform electric field of 640 N/C . At some later time, its speed is $1.20 \times 10^6 \text{ m/s}$ (nonrelativistic, because v is much less than the speed of light). (a) Find the acceleration of the proton. (b) How long does it take the proton to reach this speed? (c) How far has it moved in this time? (d) What is its kinetic energy at this time?
44. A proton is projected in the positive x direction into a region of a uniform electric field $\mathbf{E} = -6.00 \times 10^5 \hat{\mathbf{i}} \text{ N/C}$ at $t = 0$. The proton travels 7.00 cm before coming to rest. Determine (a) the acceleration of the proton, (b) its initial speed, and (c) the time at which the proton comes to rest.
45. The electrons in a particle beam each have a kinetic energy K . What are the magnitude and direction of the electric field that will stop these electrons in a distance d ?
46. A positively charged bead having a mass of 1.00 g falls from rest in a vacuum from a height of 5.00 m in a uniform vertical electric field with a magnitude of $1.00 \times 10^4 \text{ N/C}$. The bead hits the ground at a speed of 21.0 m/s . Determine (a) the direction of the electric field (up or down), and (b) the charge on the bead.
47. A proton moves at $4.50 \times 10^5 \text{ m/s}$ in the horizontal direction. It enters a uniform vertical electric field with a magnitude of $9.60 \times 10^3 \text{ N/C}$. Ignoring any gravitational effects, find (a) the time interval required for the proton to travel 5.00 cm horizontally, (b) its vertical displacement during the time interval in which it travels 5.00 cm horizontally, and (c) the horizontal and vertical components of its velocity after it has traveled 5.00 cm horizontally.
48. Two horizontal metal plates, each 100 mm square, are aligned 10.0 mm apart, with one above the other. They are given equal-magnitude charges of opposite sign so that a uniform downward electric field of 2000 N/C exists in the region between them. A particle of mass $2.00 \times 10^{-16} \text{ kg}$

and with a positive charge of $1.00 \times 10^{-6} \text{ C}$ leaves the center of the bottom negative plate with an initial speed of $1.00 \times 10^5 \text{ m/s}$ at an angle of 37.0° above the horizontal. Describe the trajectory of the particle. Which plate does it strike? Where does it strike, relative to its starting point?

49. Protons are projected with an initial speed $v_i = 9.55 \times 10^3 \text{ m/s}$ into a region where a uniform electric field $\mathbf{E} = -720 \hat{\mathbf{j}} \text{ N/C}$ is present, as shown in Figure P23.49. The protons are to hit a target that lies at a horizontal distance of 1.27 mm from the point where the protons cross the plane and enter the electric field in Figure P23.49. Find (a) the two projection angles θ that will result in a hit and (b) the total time of flight (the time interval during which the proton is above the plane in Figure P23.49) for each trajectory.

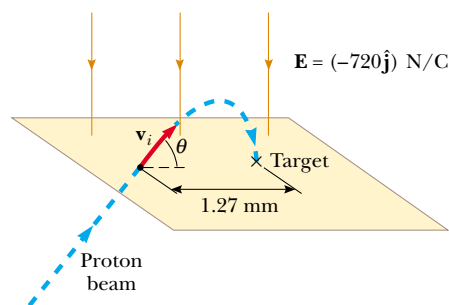


Figure P23.49

Additional Problems

50. Two known charges, $-12.0 \mu\text{C}$ and $45.0 \mu\text{C}$, and an unknown charge are located on the x axis. The charge $-12.0 \mu\text{C}$ is at the origin, and the charge $45.0 \mu\text{C}$ is at $x = 15.0 \text{ cm}$. The unknown charge is to be placed so that each charge is in equilibrium under the action of the electric forces exerted by the other two charges. Is this situation possible? Is it possible in more than one way? Find the required location, magnitude, and sign of the unknown charge.
51. A uniform electric field of magnitude 640 N/C exists between two parallel plates that are 4.00 cm apart. A proton is released from the positive plate at the same instant that an electron is released from the negative plate. (a) Determine the distance from the positive plate at which the two pass each other. (Ignore the electrical attraction between the proton and electron.) (b) **What If?** Repeat part (a) for a sodium ion (Na^+) and a chloride ion (Cl^-).
52. Three point charges are aligned along the x axis as shown in Figure P23.52. Find the electric field at (a) the position $(2.00, 0)$ and (b) the position $(0, 2.00)$.

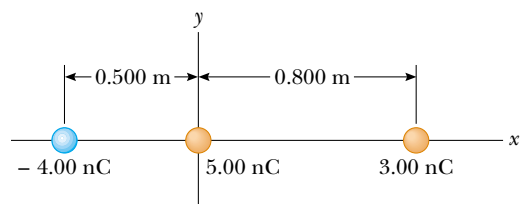


Figure P23.52

53. A researcher studying the properties of ions in the upper atmosphere wishes to construct an apparatus with the following characteristics: Using an electric field, a beam of ions, each having charge q , mass m , and initial velocity $v\hat{i}$, is turned through an angle of 90° as each ion undergoes displacement $R\hat{i} + R\hat{j}$. The ions enter a chamber as shown in Figure P23.53, and leave through the exit port with the same speed they had when they entered the chamber. The electric field acting on the ions is to have constant magnitude. (a) Suppose the electric field is produced by two concentric cylindrical electrodes not shown in the diagram, and hence is radial. What magnitude should the field have? **What If?** (b) If the field is produced by two flat plates and is uniform in direction, what value should the field have in this case?

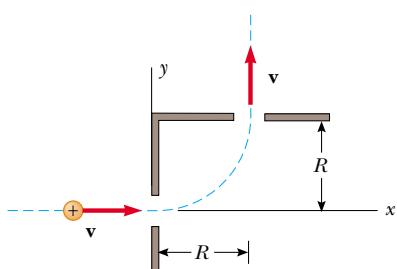


Figure P23.53

54. A small, 2.00-g plastic ball is suspended by a 20.0-cm-long string in a uniform electric field as shown in Figure P23.54. If the ball is in equilibrium when the string makes a 15.0° angle with the vertical, what is the net charge on the ball?

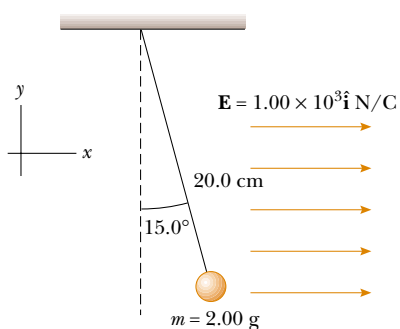


Figure P23.54

55. A charged cork ball of mass 1.00 g is suspended on a light string in the presence of a uniform electric field as shown in Figure P23.55. When $\mathbf{E} = (3.00\hat{i} + 5.00\hat{j}) \times 10^5 \text{ N/C}$, the ball is in equilibrium at $\theta = 37.0^\circ$. Find (a) the charge on the ball and (b) the tension in the string.
56. A charged cork ball of mass m is suspended on a light string in the presence of a uniform electric field as shown in Figure P23.55. When $\mathbf{E} = (A\hat{i} + B\hat{j}) \text{ N/C}$, where A and B are positive numbers, the ball is in equilibrium at

the angle θ . Find (a) the charge on the ball and (b) the tension in the string.

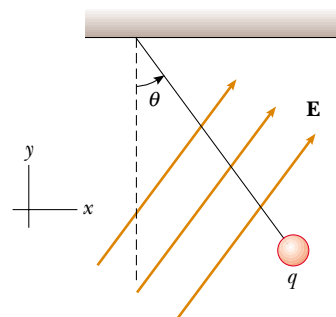


Figure P23.55 Problems 55 and 56.

57. Four identical point charges ($q = +10.0 \mu\text{C}$) are located on the corners of a rectangle as shown in Figure P23.57. The dimensions of the rectangle are $L = 60.0 \text{ cm}$ and $W = 15.0 \text{ cm}$. Calculate the magnitude and direction of the resultant electric force exerted on the charge at the lower left corner by the other three charges.

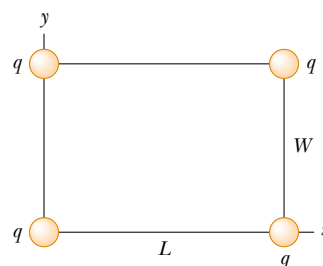


Figure P23.57

58. Inez is putting up decorations for her sister's quinceañera (fifteenth birthday party). She ties three light silk ribbons together to the top of a gateway and hangs a rubber balloon from each ribbon (Fig. P23.58). To include the



Figure P23.58

effects of the gravitational and buoyant forces on it, each balloon can be modeled as a particle of mass 2.00 g, with its center 50.0 cm from the point of support. To show off the colors of the balloons, Inez rubs the whole surface of each balloon with her woolen scarf, to make them hang separately with gaps between them. The centers of the hanging balloons form a horizontal equilateral triangle with sides 30.0 cm long. What is the common charge each balloon carries?

59. **Review problem.** Two identical metallic blocks resting on a frictionless horizontal surface are connected by a light metallic spring having a spring constant k as shown in Figure P23.59a and an unstretched length L_i . A total charge Q is slowly placed on the system, causing the spring to stretch to an equilibrium length L , as shown in Figure P23.59b. Determine the value of Q , assuming that all the charge resides on the blocks and modeling the blocks as point charges.

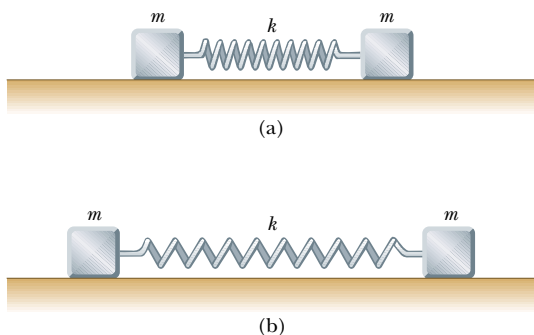


Figure P23.59

60. Consider a regular polygon with 29 sides. The distance from the center to each vertex is a . Identical charges q are placed at 28 vertices of the polygon. A single charge Q is placed at the center of the polygon. What is the magnitude and direction of the force experienced by the charge Q ? (*Suggestion:* You may use the result of Problem 63 in Chapter 3.)
61. Identical thin rods of length $2a$ carry equal charges $+Q$ uniformly distributed along their lengths. The rods lie along the x axis with their centers separated by a distance $b > 2a$ (Fig. P23.61). Show that the magnitude of the force exerted by the left rod on the right one is given by

$$F = \left(\frac{k_e Q^2}{4a^2} \right) \ln \left(\frac{b^2}{b^2 - 4a^2} \right)$$

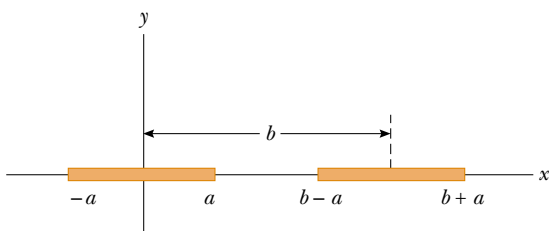


Figure P23.61

62. Two small spheres, each of mass 2.00 g, are suspended by light strings 10.0 cm in length (Fig. P23.62). A uniform electric field is applied in the x direction. The spheres have charges equal to -5.00×10^{-8} C and $+5.00 \times 10^{-8}$ C. Determine the electric field that enables the spheres to be in equilibrium at an angle $\theta = 10.0^\circ$.

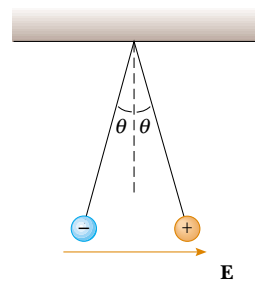


Figure P23.62

63. A line of positive charge is formed into a semicircle of radius $R = 60.0$ cm as shown in Figure P23.63. The charge per unit length along the semicircle is described by the expression $\lambda = \lambda_0 \cos \theta$. The total charge on the semicircle is $12.0 \mu\text{C}$. Calculate the total force on a charge of $3.00 \mu\text{C}$ placed at the center of curvature.

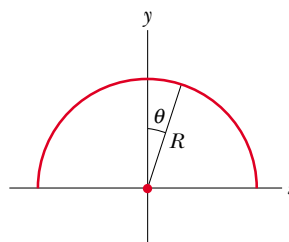


Figure P23.63

64. Three charges of equal magnitude q are fixed in position at the vertices of an equilateral triangle (Fig. P23.64). A fourth charge Q is free to move along the positive x axis

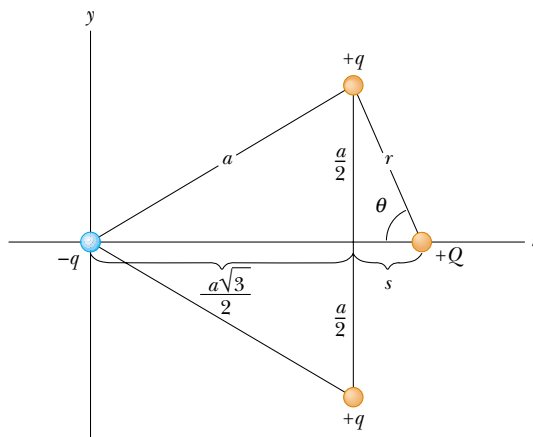


Figure P23.64

under the influence of the forces exerted by the three fixed charges. Find a value for s for which Q is in equilibrium. You will need to solve a transcendental equation.

65. Two small spheres of mass m are suspended from strings of length ℓ that are connected at a common point. One sphere has charge Q ; the other has charge $2Q$. The strings make angles θ_1 and θ_2 with the vertical. (a) How are θ_1 and θ_2 related? (b) Assume θ_1 and θ_2 are small. Show that the distance r between the spheres is given by

$$r \approx \left(\frac{4k_e Q^2 \ell}{mg} \right)^{1/3}$$

66. **Review problem.** Four identical particles, each having charge $+q$, are fixed at the corners of a square of side L . A fifth point charge $-Q$ lies a distance z along the line perpendicular to the plane of the square and passing through the center of the square (Fig. P23.66). (a) Show that the force exerted by the other four charges on $-Q$ is

$$\mathbf{F} = -\frac{4k_e q Q z}{[z^2 + (L^2/2)]^{3/2}} \hat{\mathbf{k}}$$

Note that this force is directed toward the center of the square whether z is positive ($-Q$ above the square) or negative ($-Q$ below the square). (b) If z is small compared with L , the above expression reduces to $\mathbf{F} \approx -(\text{constant})z\hat{\mathbf{k}}$. Why does this imply that the motion of the charge $-Q$ is simple harmonic, and what is the period of this motion if the mass of $-Q$ is m ?

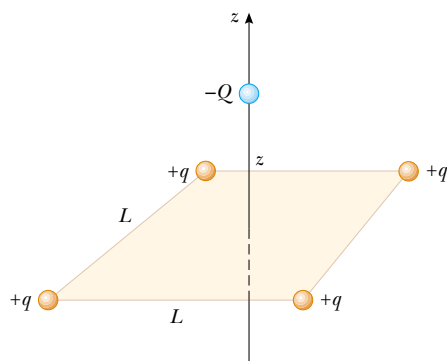


Figure P23.66

67. **Review problem.** A 1.00-g cork ball with charge $2.00 \mu\text{C}$ is suspended vertically on a 0.500-m-long light string in the presence of a uniform, downward-directed electric field of magnitude $E = 1.00 \times 10^5 \text{ N/C}$. If the ball is displaced slightly from the vertical, it oscillates like a simple pendulum. (a) Determine the period of this oscillation. (b) Should gravity be included in the calculation for part (a)? Explain.
68. Two identical beads each have a mass m and charge q . When placed in a hemispherical bowl of radius R with frictionless, nonconducting walls, the beads move, and at equilibrium they are a distance R apart (Fig. P23.68). Determine the charge on each bead.

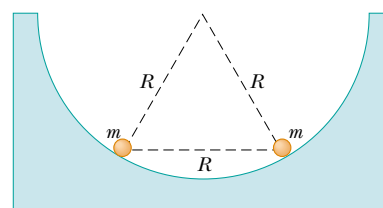


Figure P23.68

69. Eight point charges, each of magnitude q , are located on the corners of a cube of edge s , as shown in Figure P23.69. (a) Determine the x , y , and z components of the resultant force exerted by the other charges on the charge located at point A. (b) What are the magnitude and direction of this resultant force?

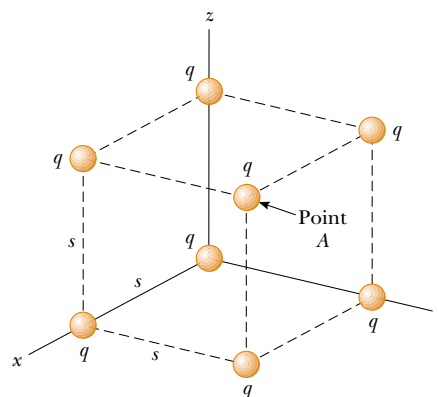


Figure P23.69 Problems 69 and 70.

70. Consider the charge distribution shown in Figure P23.69. (a) Show that the magnitude of the electric field at the center of any face of the cube has a value of $2.18k_e q/s^2$. (b) What is the direction of the electric field at the center of the top face of the cube?
71. **Review problem.** A negatively charged particle $-q$ is placed at the center of a uniformly charged ring, where the ring has a total positive charge Q as shown in Example 23.8. The particle, confined to move along the x axis, is displaced a small distance x along the axis (where $x \ll a$) and released. Show that the particle oscillates in simple harmonic motion with a frequency given by

$$f = \frac{1}{2\pi} \left(\frac{k_e q Q}{ma^3} \right)^{1/2}$$

72. A line of charge with uniform density 35.0 nC/m lies along the line $y = -15.0 \text{ cm}$, between the points with coordinates $x = 0$ and $x = 40.0 \text{ cm}$. Find the electric field it creates at the origin.
73. **Review problem.** An electric dipole in a uniform electric field is displaced slightly from its equilibrium position, as shown in Figure P23.73, where θ is small. The separation of the charges is $2a$, and the moment of inertia of the dipole is I . Assuming the dipole is released from this

position, show that its angular orientation exhibits simple harmonic motion with a frequency

$$f = \frac{1}{2\pi} \sqrt{\frac{2qaE}{I}}$$

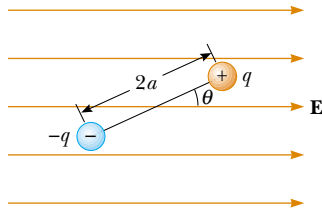


Figure P23.73

Answers to Quick Quizzes

- 23.1** (b). The amount of charge present in the isolated system after rubbing is the same as that before because charge is conserved; it is just distributed differently.
- 23.2** (a), (c), and (e). The experiment shows that A and B have charges of the same sign, as do objects B and C. Thus, all three objects have charges of the same sign. We cannot determine from this information, however, whether the charges are positive or negative.
- 23.3** (e). In the first experiment, objects A and B may have charges with opposite signs, or one of the objects may be neutral. The second experiment shows that B and C have charges with the same signs, so that B must be charged. But we still do not know if A is charged or neutral.
- 23.4** (e). From Newton's third law, the electric force exerted by object B on object A is equal in magnitude to the force exerted by object A on object B.
- 23.5** (b). From Newton's third law, the electric force exerted by object B on object A is equal in magnitude to the force exerted by object A on object B and in the opposite direction.
- 23.6** (a). There is no effect on the electric field if we assume that the source charge producing the field is not disturbed by our actions. Remember that the electric field is created by source charge(s) (unseen in this case), not the test charge(s).
- 23.7** A, B, C. The field is greatest at point A because this is where the field lines are closest together. The absence of lines near point C indicates that the electric field there is zero.
- 23.8** (b). Electric field lines begin and end on charges and cannot close on themselves to form loops.